

# CIVICA

Transforming the way you work



## Release Fact Sheet

iWise 2019 T1

March 2019

## New Features & Functionality in iWise 2019 T1

### Contents

1. Introduction.....	3
2. Online Help (IW-816) .....	3
3. Scheduler Log Screen (IW-843).....	4
4. Markbook Show all Student Tasks (IW-908).....	6
5. Sick Bay Report & Export (IW-744).....	7
6. Digistorm Integration - Online Enrolment Portal (IW-797) .....	8
7. Timetabler v9 LISS Integration (IW-880) .....	9

## 1. Introduction

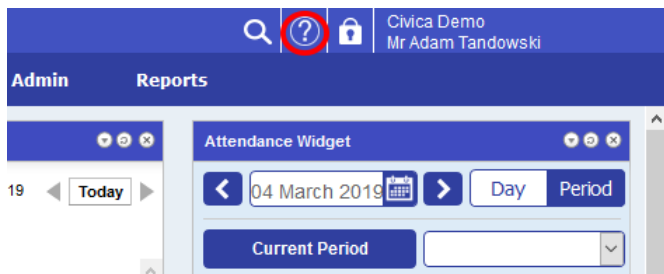
The purpose of this document is to provide details of the new features and functionality that will be available with the next release of iWise

iWise 2019 T1 (Release date: March 2019)

For additional information, e.g. details on bug fixes and additional minor improvements please refer to the Release Notes.

## 2. Online Help (IW-816)

All current iWise user manuals have been collated and uploaded to central repository accessible from the standard iWise help icon. This documentation repository has replaced the previous online help userguide which in some areas was out of date. The help can be accessed by clicking the help icon in the header:



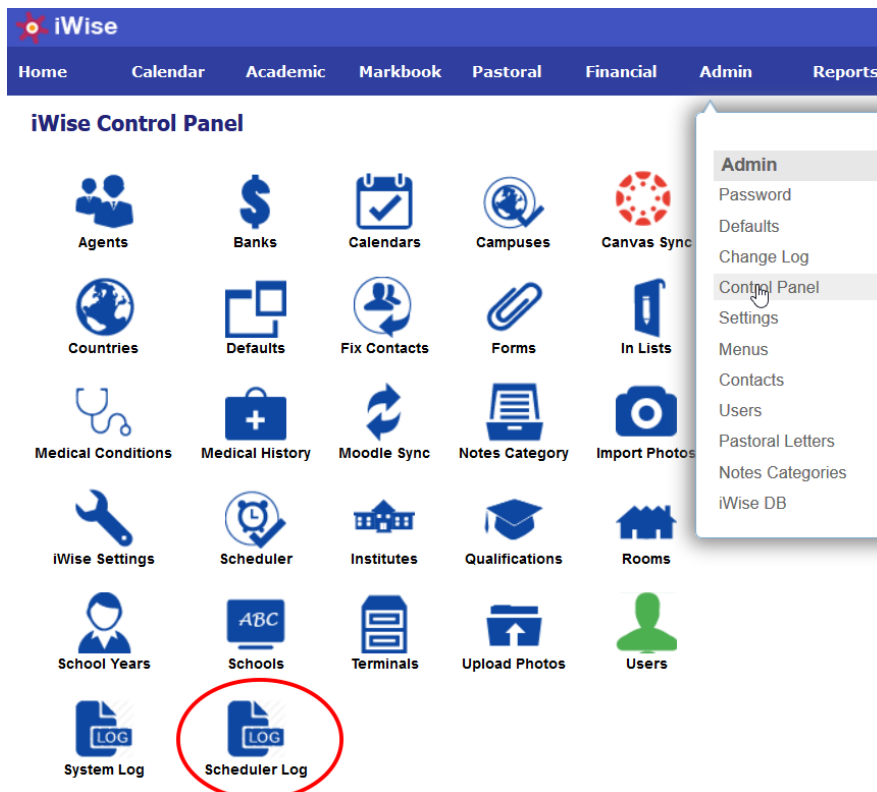
This will take you to the iWise User Manual repository where all current iWise user manuals are available for download.



## 3. Scheduler Log Screen (IW-843)

A new screen is now available to view scheduler logs. This is helpful for tracking scheduler activity in more detail.

The scheduler log screen can be accessed by navigating to Admin > Control Panel, and then clicking the “Scheduler Log” icon:



This will display a log of the scheduler activity which can be searched through various fields including dates, description, type, category and specific tasks:

Search for Scheduler Logs

Short Description  Long Description  Type

Category  From Date  To Date

Scheduler Task

Short Description	Long Description	Type	Category	Creation Date	Source Table	Task ID
SCHEDULER RUN FINISHED		INFO	SCHED	2019-04-07 16:35:02		
Task [-95] is recurring. Status set back to 'Active'.		INFO	TASK	2019-04-07 16:35:02	WM_SCHEDULER_TASK	-95
Task [-95] has run successfully.	SQL statement executed successfully.	INFO	TASK	2019-04-07 16:35:02	WM_SCHEDULER_TASK	-95
Task [-95] is due. Processing task: 'Cache student alert icons'...		INFO	TASK	2019-04-07 16:35:02	WM_SCHEDULER_TASK	-95
Task [-91] is recurring. Status set back to 'Active'.		INFO	TASK	2019-04-07 16:35:02	WM_SCHEDULER_TASK	-91
Task [-91] has run successfully.	SQL statement executed successfully.	INFO	TASK	2019-04-07 16:35:02	WM_SCHEDULER_TASK	-91
Task [-91] is due. Processing task: 'Cover feedback forms'...		INFO	TASK	2019-04-07 16:35:02	WM_SCHEDULER_TASK	-91
Start processing tasks.		INFO	SCHED	2019-04-07 16:35:02		
Start delivering notices.		INFO	SCHED	2019-04-07 16:35:02		
Note: SMS is disabled in the configuration. No SMS notifications will be sent from the scheduler.		WARNING	SCHED	2019-04-07 16:35:02		
SCHEDULER RUN STARTED		INFO	SCHED	2019-04-07 16:35:02		

The searchable fields for the scheduler log include:

**Type** – This filters based on the scheduler log result type eg “INFO”, “WARNING” or “ERROR”:

Type 

- Select Type
- ERROR
- INFO
- WARNING

**Category** – Categories include Scheduler or Task

Category 

- Select Category
- SCHED
- TASK

**Scheduler Task** – Allows searching of individual specific scheduler task items. For example you may wish to search for all scheduler log entries for the automatically scheduled Working With Children email notification check.

**Scheduler Task**

Select Task

- Select Task
- Absences - create day from period [-21]
- Absences - fix start of term [-67]
- Absences - process after hours [-75]
- Absences Service Broker Events Cleanup [-74]
- Add scheduled stories [-71]
- Archive completed Notices [-6]
- Archive iWise data [-20]
- Archive old records from iWise [-14]
- auto cancel classes with no students [-19]
- Auto Prepare academic reports [-17]
- Automatically add a day of absences [-12]
- backup database via scheduler [-3]
- Backups - notify civica of backup issues [-69]
- Birthday notices on front page [-70]
- Cache student alert icons [-95]

## 4. Markbook Show all Student Tasks (IW-908)

There is a new config item MARKBOOK\_STAFF\_VIEW\_ALL\_MARKS which, when switched on, allows all staff to see all Markbook results for a student in the Markbook tab of the student information popup dialog. The default behaviour of this screen (with the setting switched off) is that teachers can only see assessment task information they have permission to see.

Search for student

Search

**Heather Ebert**

Current Location  
free

Actions  
Create Pastoral

Go

General Alerts Wazzup **Markbook** Calendar Notes Pastoral Absence Groups & Activities SickBay

**Tasks**

Faculty: All Subject: All Task Scope: All Task Category: All Date From: 19/01/2016 Date To: 31/12/2019 Search Clear

TaskDate	Class	TaskName	Mark
4/11/2018	08HEC	Publish	out of 100
4/7/2018	08HEC	Task2	out of 100
4/7/2018	08HEC	Class11	out of 100
11/7/2018	08MAT	Algebra Task	out of 100
11/7/2018	08MAT	Markbook	out of 100
13/7/2018	08HEC	siddnew	out of 100
17/7/2018	08ART	Exam 1	10 / 100 (10%)
16/8/2018	08HEC	Task	out of 100
17/8/2018	08ART	test dinesh	out of 100
5/9/2018	08ART	final test	out of 100
6/9/2018	08ART	Drawing	out of 100
7/9/2018	08ART	Draw2	out of 100
7/9/2018	08ART	Final2	out of 100
7/9/2018	08ART	Combined	out of 100
10/9/2018	08MAT	Trigonometry	out of 100
10/9/2018	08MAT	Final	out of 100

Task Details

Class

Scope

Date

Task Name

Out of

File

Comment

Type

Measure

Task Statistics

Mark Details

Print

Graph

Note: this is only effective in the Markbook tab of the student detail dialog (Student Search -> Show More Detail), which is view only, and does not effect results shown either from the 'Print' button on the Markbook tab or in the Markbook entry grid on the Markbook / Tasks / Manage screen. It does, however, enable a staff member to review previous markbook results for a given student for any subject.

The setting to manage this feature is accessed through the control panel as follows:

The screenshot shows the iWise Admin interface with the 'Markbook' tab selected. On the left, there is a 'Search for Settings' panel where 'MARKBOOK\_STAFF\_VIEW\_ALL\_M' is entered. The 'Setting Detail' panel on the right shows the configuration for 'MARKBOOK\_STAFF\_VIEW\_ALL\_MARKS'. The 'Value' is set to 'Yes' (checked), and the 'Category' is 'MARKBOOK'. A note explains that when switched on, it allows all staff to see all markbook results for a student in the Markbook tab of the student information popup dialog. Below the detail panel is a table listing the setting.

Setting	Yes	Value	Category
MARKBOOK_STAFF_VIEW_ALL_MARKS	Y		MARKBOOK

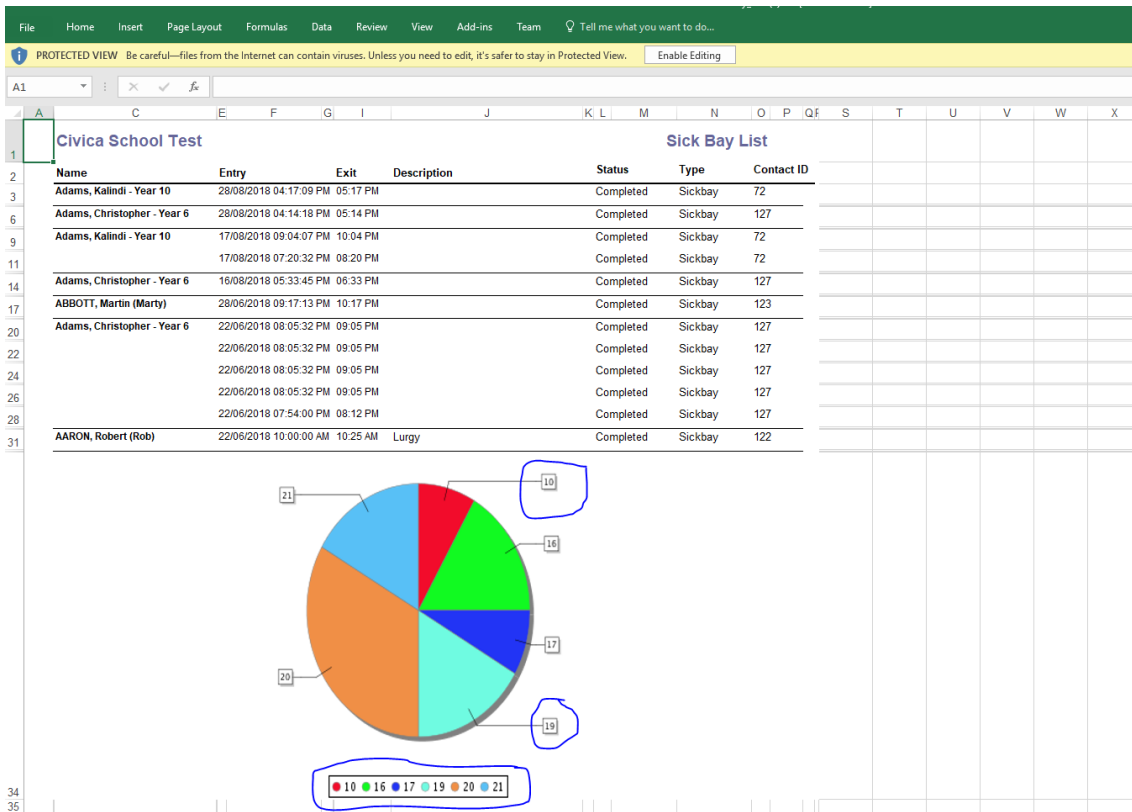
## 5. Sick Bay Report & Export (IW-744)

You can now export the sick bay report to excel for further analysis externally. A pie chart has been included in the report showing break down of sick bay visits by the "Group By" field.

The screenshot shows the iWise Reports interface. On the left, a tree view shows the navigation path: iWise Reports > DATAENTRY > Medical Reports > Sickbay Log. The main panel displays 'Report options for "Sickbay Log"'. It includes a table of parameters and a dropdown menu for the output format.

Params	Description	Value
1	Single Student	Select Value
2	From Date	01/01/2019
3	To Date	07/04/2019
4	Description	
5	Action Taken	
6	Year	Select Value
7	Campus	Select Value
8	Pie-Chart Group By	Date

Output as: XLS (selected), PDF, XLS



## 6. Digistorm Integration - Online Enrolment Portal (IW-797)

The iWise API has been extended to allow integration with the product “Digistorm Enrol” which is an online enrolment portal for schools. This allows schools to work with Digistorm to set up a custom enrolments form for your school, with fields on the enrolment form mapped to corresponding iWise fields. Once users have entered enrolment details through Digistorm, and details have been reviewed and confirmed, the enrolment information can be pushed into iWise when ready.

Technical information for API integration has been documented in the Digistorm Integration User Manual:

<http://moria.civicaed.com.au/ihelp/iwise/manuals/iWise%20Digistorm%20Integration%20Manual%20-%20Mar%202019.pdf>

More information on Digistorm enrolments can be found at:

<https://www.digistorm.com.au/products/enrol>



## 7. Timetabler v9 LISS Integration (IW-880)

Improvements have been made to the iWise / Timetabler v9 LISS integration procedures, including addressing type issues with data passed from Timetabler v9, and recognising start dates passed from Timetabler for Class and subject choices.

Further details have been provided on these areas with dedicated user manuals available at the iWise User Manual Repository accessible via the help login. For detailed information, please review respective user manuals or Timetabler and iWise Timetabling.



### User Manual - Timetable with Edval.pdf

SIZE: 1.31MB

LAST MODIFIED: TUE. DECEMBER 11TH, 2018 - 12:37PM

---



### User Manual - Timetable with Edval ver2.pdf

SIZE: 1.29MB

LAST MODIFIED: THU. FEBRUARY 7TH, 2019 - 06:16AM

---



### User Manual - Timetable with Timetabler v9 ver5.pdf

SIZE: 1.47MB

LAST MODIFIED: FRI. FEBRUARY 8TH, 2019 - 06:44AM

---